

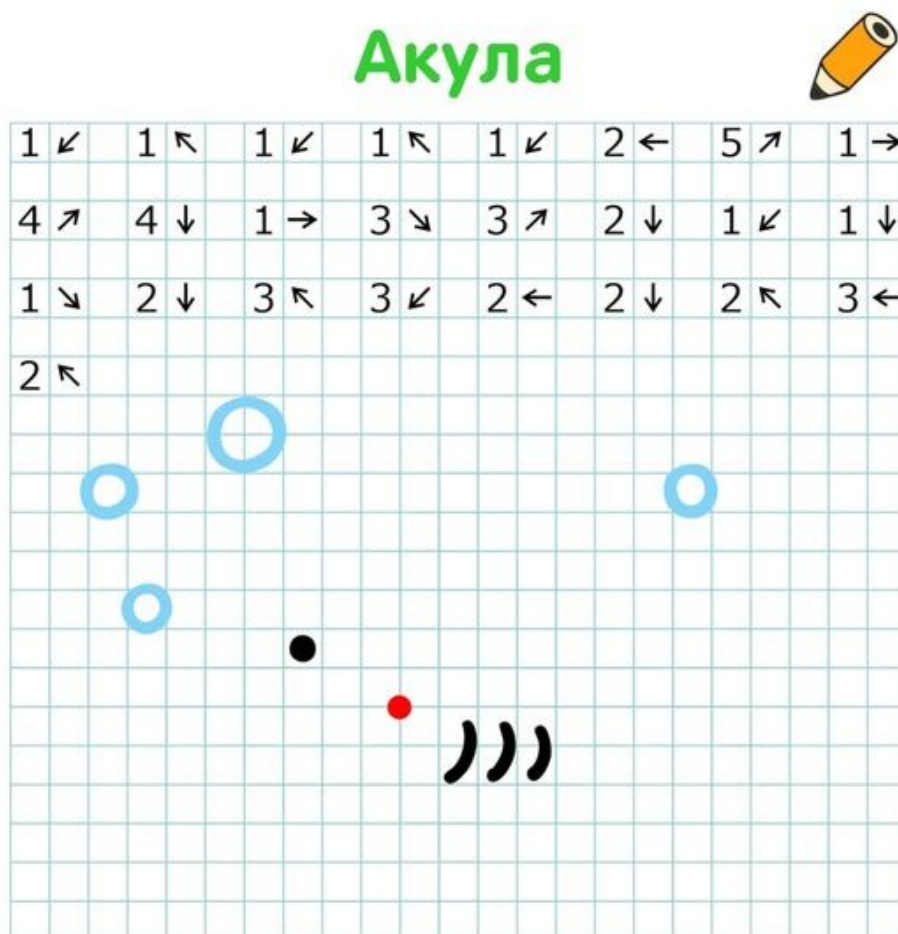
M 3. ročník 15. - 19. 2. 2021

Samostatná práce:

- uč. s. 93/18 do sešitu
- Procvičuj si práci s kružítkem – na volné papíře nebo v sešitě se pokus narysovat kružítkem sněhuláka, kytičku, terč, stonožku, ...
- PL - pyramidy

Online výuka:

- PS s. 2/8,9
- uč. s. 92 až 95 (nachystat si fólii a sešit)



Geometrie: uč. s. 96 – Rýsování kružnice (nachystej si kružítko a sešit nebo papíry)

<https://www.youtube.com/watch?v=8254dUi9ggw>

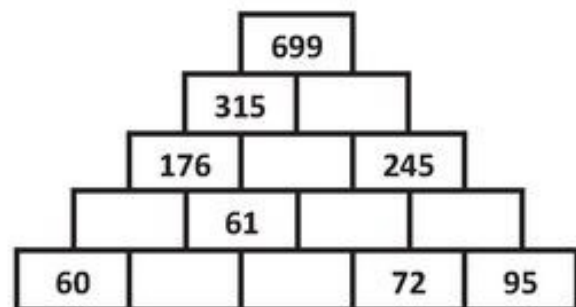
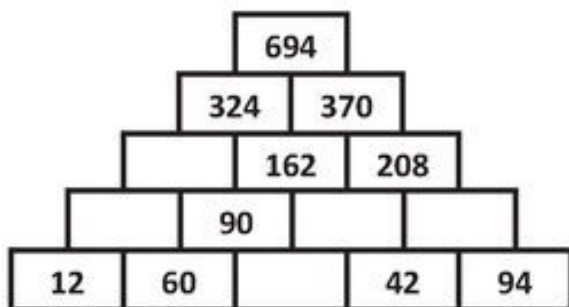
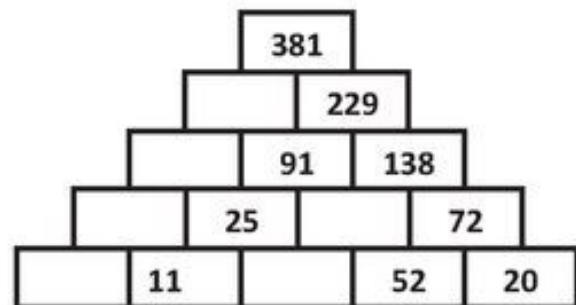
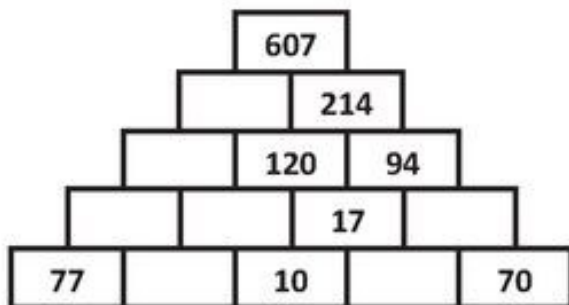
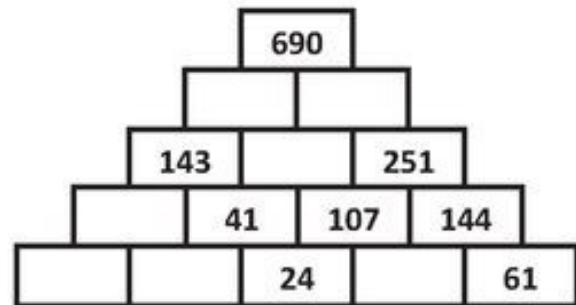
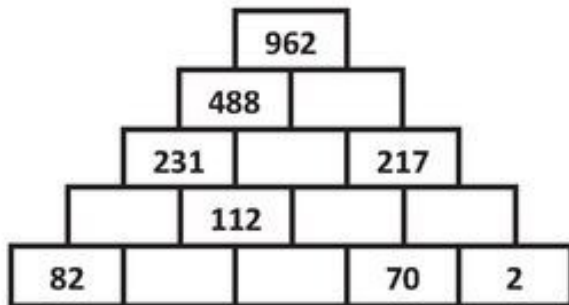
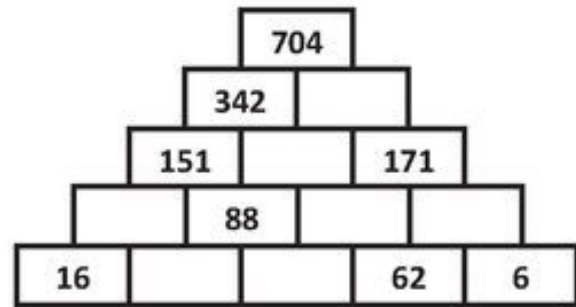
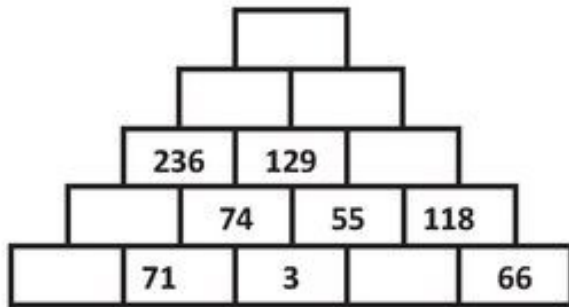
<https://www.youtube.com/watch?v=ZlBOgWOkn1c>

Jméno: _____

Pyramides additives fiche 1

NIVEAU 2 (total > à 100)

Le nombre d'une case de la pyramide est toujours égal à la somme des deux nombres écrits dans les deux cases de la ligne inférieure



Solve:

Name _____

$$\begin{array}{r} 389 \\ +567 \\ \hline \end{array}$$

$$\begin{array}{r} 294 \\ +486 \\ \hline \end{array}$$

$$\begin{array}{r} 297 \\ +454 \\ \hline \end{array}$$

$$\begin{array}{r} 469 \\ +244 \\ \hline \end{array}$$

$$\begin{array}{r} 537 \\ +287 \\ \hline \end{array}$$

$$\begin{array}{r} 224 \\ +496 \\ \hline \end{array}$$

$$\begin{array}{r} 625 \\ +227 \\ \hline \end{array}$$

$$\begin{array}{r} 462 \\ +298 \\ \hline \end{array}$$

$$\begin{array}{r} 227 \\ +587 \\ \hline \end{array}$$

$$\begin{array}{r} 343 \\ +598 \\ \hline \end{array}$$

$$\begin{array}{r} 422 \\ +389 \\ \hline \end{array}$$

$$\begin{array}{r} 384 \\ +237 \\ \hline \end{array}$$

$$\begin{array}{r} 565 \\ +267 \\ \hline \end{array}$$

$$\begin{array}{r} 296 \\ +426 \\ \hline \end{array}$$

$$\begin{array}{r} 273 \\ +287 \\ \hline \end{array}$$

$$\begin{array}{r} 742 \\ +289 \\ \hline \end{array}$$

$$\begin{array}{r} 232 \\ +688 \\ \hline \end{array}$$

$$\begin{array}{r} 632 \\ +387 \\ \hline \end{array}$$

$$\begin{array}{r} 885 \\ +369 \\ \hline \end{array}$$

$$\begin{array}{r} 334 \\ +896 \\ \hline \end{array}$$



©Copper Classroom